






















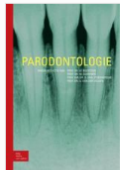


Handleiding college Chirurgie	
Bestudeer de flow-chart van de richtlijn op pagina 4 van het pdf. Lees punt 22-24 op pagina 15 en 16. Lees vervolgens de vragen en antwoorden die betrekking hebben op deze punten op pagina 31-37.	 Richtlijn Paro in de Algemene Praktijk.pdf
<b>Bekijk deel 1 van het college</b> Bestudeer de onderbouwende literatuur	
Sbordone L, Ramaglia L, Gulletta E, Iacono V. Recolonization of the subgingival microflora after scaling and root planing in human periodontitis. J Periodontol. 1990 Sep;61(9):579-84. doi: 10.1902/jop.1990.61.9.579. PMID: 2213468.	 Recolonization of the subgingival microflora
Badersten A, Nilveus R, Egelberg J. Effect of nonsurgical periodontal therapy. II. Severely advanced periodontitis. J Clin Periodontol. 1984 Jan;11(1):63-76. doi: 10.1111/j.1600-051x.1984.tb01309.x. PMID: 6363463.	 Effect of nonsurgical periodontal therapy. I
<b>Bekijk deel 2 van het college</b> Bestudeer de onderbouwende literatuur	
Rabbani GM, Ash MM Jr, Caffesse RG. The effectiveness of subgingival scaling and root planing in calculus removal. J Periodontol. 1981 mar;52(3):119-23. doi: 10.1902/jop.1981.52.3.119. PMID: 7014822.	 The effectiveness of subgingival scaling an
Loos B, Claffey N, Egelberg J. Clinical and microbiological effects of root debridement in periodontal furcation pockets. J Clin Periodontol. 1988 Aug;15(7):453-63. doi: 10.1111/j.1600-051x.1988.tb01600.x. PMID: 3053787.	 Clinical and microbiological effect
Loos B, Nylund K, Claffey N, Egelberg J. Clinical effects of root debridement in molar and non-molar teeth. A 2-year follow-up. J Clin Periodontol. 1989 Sep;16(8):498-504. doi: 10.1111/j.1600-051x.1989.tb02326.x. PMID: 2778083.	 Clinical effects of root debridement in r
Brayer WK, Mellonig JT, Dunlap RM, Marinak KW, Carson RE. Scaling and root planing effectiveness: the effect of root surface access and operator experience. J Periodontol. 1989 Jan;60(1):67-72. doi: 10.1902/jop.1989.60.1.67. PMID: 2646421.	 Scaling and root planing effectiveness_
Preshaw PM, Holliday R, Law H, Heasman PA. Outcomes of non-surgical periodontal treatment by dental hygienists in training: impact of site- and patient-level factors. Int J Dent Hyg. 2013 Nov;11(4):273-9. doi: 10.1111/idh.12032. Epub 2013 May 18. PMID: 23683080.	 Outcomes of non-surgical periodor
<b>Bekijk deel 3 van het college</b> Bestudeer de onderbouwende literatuur	
Barrington EP. An overview of periodontal surgical procedures. J Periodontol. 1981 Sep;52(9):518-28. doi: 10.1902/jop.1981.52.9.518. PMID: 7026757.	 An overview of periodontal surgical p
Serino G, Rosling B, Ramberg P, Socransky SS, Lindhe J. Initial outcome and long-term effect of surgical and non-surgical treatment of advanced periodontal disease. J Clin Periodontol. 2001 Oct;28(10):910-6. doi: 10.1034/j.1600-051x.2001.028010910.x. PMID: 11686808.	 Initial outcome and long-term effect of su

<p>Lindhe J, Socransky SS, Nyman S, Haffajee A, Westfelt E. "Critical probing depths" in periodontal therapy. J Clin Periodontol. 1982 Jul;9(4):323-36. doi: 10.1111/j.1600-051x.1982.tb02099.x. PMID: 6764782.</p>	 Critical probing depths_in periodonta
<p><b>Bekijk deel 4 van het college</b> Bestudeer de onderbouwende literatuur</p>	
<p>Badersten A, Nilvéus R, Egelberg J. Scores of plaque, bleeding, suppuration and probing depth to predict probing attachment loss. 5 years of observation following nonsurgical periodontal therapy. J Clin Periodontol. 1990 Feb;17(2):102-7. doi: 10.1111/j.1600-051x.1990.tb01070.x. PMID: 2406291.</p>	 Scores of plaque, bleeding, suppuration
<p>Claffey N, Egelberg J. Clinical indicators of probing attachment loss following initial periodontal treatment in advanced periodontitis patients. J Clin Periodontol. 1995 Sep;22(9):690-6. doi: 0.1111/j.1600-051x.1995.tb00828.x. PMID: 7593699.</p>	 Clinical indicators of probing attachment l
<p>Matuliene G, Pjetursson BE, Salvi GE, Schmidlin K, Brägger U, Zwahlen M, Lang NP. Influence of residual pockets on progression of periodontitis and tooth loss: results after 11 years of maintenance. J Clin Periodontol. 2008 Aug;35(8):685-95. doi: 10.1111/j.1600-051X.2008.01245.x. Epub 2008 Jul 23. PMID: 18549447</p>	 Influence of residual pockets on progressi
<p>Heitz-Mayfield LJ, Trombelli L, Heitz F, Needleman I, Moles D. A systematic review of the effect of surgical debridement vs non-surgical debridement for the treatment of chronic periodontitis. J Clin Periodontol. 2002;29 Suppl 3:92-102; discussion 160-2. doi: 10.1034/j.1600-051x.29.s3.5.x. PMID: 12787211.</p>	 A systematic review of the effect of surgic
<p><b>Bekijk deel 5 van het college</b> Bestudeer de onderbouwende literatuur</p>	
<p>Ehnevid H, Jansson L. Effects of proximal vertical destructions on periodontal status and healing in adjacent proximal sites with horizontal destruction. J Clin Periodontol. 1998 Jul;25(7):571-7. doi: 10.1111/j.1600-051x.1998.tb02490.x. PMID: 9696258.</p>	 Effects of proximal vertical destructions o
<p>Polson AM, Heijl LC. Osseous repair in infrabony periodontal defects. J Clin Periodontol. 1978 Feb;5(1):13-23. doi: 10.1111/j.1600-051x.1978.tb01902.x. PMID: 353083.</p>	 Osseous repair in infrabony periodontal
<p>Rosling B, Nyman S, Lindhe J, Jern B. The healing potential of the periodontal tissues following different techniques of periodontal surgery in plaque-free dentitions. A 2-year clinical study. J Clin Periodontol. 1976 Nov;3(4):233-50. doi: 10.1111/j.1600-051x.1976.tb00042.x. PMID: 1069012.</p>	 The healing potential of the periodontal tiss
<p><b>Bekijk deel 6 van het college</b> Bestudeer de onderbouwende literatuur</p>	
<p>Kaldahl WB, Kalkwarf KL, Patil KD, Molvar MP, Dyer JK. Long-term evaluation of periodontal therapy: I. Response to 4 therapeutic modalities. J Periodontol. 1996 Feb;67(2):93-102. doi: 10.1902/jop.1996.67.2.93. PMID: 8667142.</p>	 Long-term evaluation of periodontal therap
<p>Huynh-Ba G, Kuonen P, Hofer D, Schmid J, Lang NP, Salvi GE. The effect of periodontal therapy on the survival rate and incidence of complications of multirrooted teeth with furcation involvement after an observation period of at least 5 years: a systematic review. J Clin</p>	 The effect of periodontal therapy o

<p>Periodontol. 2009 Feb;36(2):164-76. doi: 10.1111/j.1600-051X.2008.01358.x. PMID: 19207893.</p>	
<p>Rosling B, Nyman S, Lindhe J, Jern B. The healing potential of the periodontal tissues following different techniques of periodontal surgery in plaque-free dentitions. A 2-year clinical study. J Clin Periodontol. 1976 Nov;3(4):233-50. doi: 10.1111/j.1600-051x.1976.tb00042.x. PMID: 1069012.</p>	 The healing potential of the periodontal tis
<p>Nyman S, Lindhe J, Rosling B. Periodontal surgery in plaque-infected dentitions. J Clin Periodontol. 1977 Nov;4(4):240-9. doi: 10.1111/j.1600-051x.1977.tb01896.x. PMID: 340476.</p>	 Periodontal surgery in plaque-infected de
<b>Bekijk deel 7 van het college</b> <b>Bestudeer de onderbouwende literatuur</b>	
<p>Esposito M, Grusovin MG, Papanikolaou N, Coulthard P, Worthington HV. Enamel matrix derivative (Emdogain(R)) for periodontal tissue regeneration in intrabony defects. Cochrane Database Syst Rev. 2009 Oct 7;2009(4):CD003875. doi: 10.1002/14651858.CD003875.pub3. PMID: 19821315; PMCID: PMC6786880.</p>	 Enamel matrix derivative (Emdogain(
<b>Aanbevolen literatuur</b>	
<div style="display: flex; align-items: flex-start;">  <div style="flex-grow: 1;"> <p style="font-size: small; color: #00aaff;">Parodontologie pp 361-401   <a href="#">Cite as</a></p> <h2 style="margin: 0;">34 Parodontale chirurgie bij de behandeling van parodontitis</h2> <p style="font-size: small; margin-top: 10px;"> <span style="border-bottom: 1px solid black; display: inline-block; width: 100px;"></span> <span style="font-size: x-small; color: #00aaff;">Authors and affiliations</span> </p> <p style="font-size: x-small; margin-top: 5px;">W.H. Schoo, S. Bizzarro</p> </div> </div>	